

## Workspace security quick reference

The guide provides an overview of the security options and functions in a workspace.

### Groups permission view

Permissions

Workspace Security

Groups

Object Security

Tab Visibility

Other Settings

Groups

Selections

Selected Workspace

Salt v Pepper

Group List

Group Name	
Level 1	<div>View Users</div> <div>Edit Permissions</div> <div>Copy</div> <div>Preview</div>
Level 2	<div>View Users</div> <div>Edit Permissions</div> <div>Copy</div> <div>Preview</div>
Level 3	<div>View Users</div> <div>Edit Permissions</div> <div>Copy</div> <div>Preview</div>
Reg Group	<div>View Users</div> <div>Edit Permissions</div> <div>Copy</div> <div>Preview</div>
System Administrators	<div>View Users</div>

Add / Remove Groups

Close

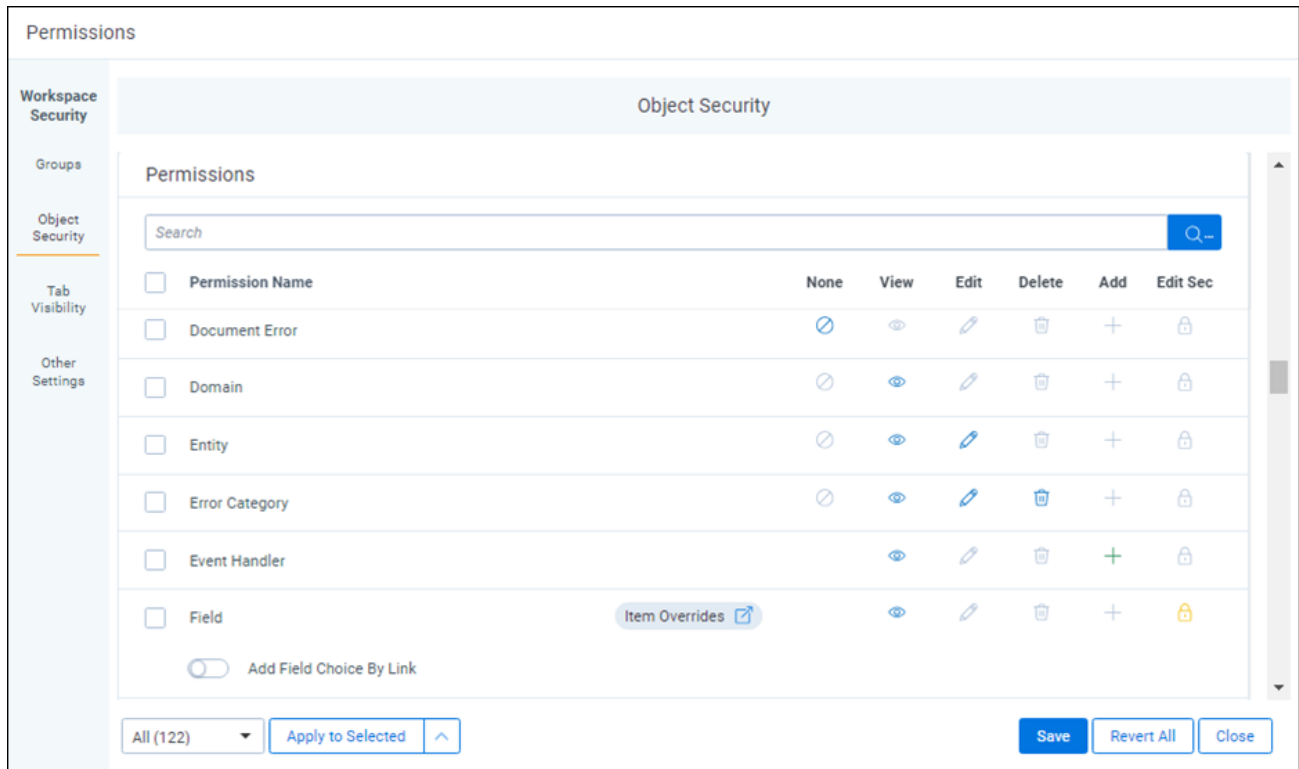
#### Group management security settings

View Users	Copy the selected group's permissions to a new or existing group.
Edit Permissions	Edit the permissions of the group for objects, tab visibility, and other settings.
Copy	Copy the selected group's permissions to a new or existing group.

### Group management security settings

Preview	Opens a preview of the Relativity workspace with the selected group's permissions applied.
Add/Remove Groups	Add or remove groups in the environment for a particular workspace and begin editing their permissions.

## Object security permissions view



Permissions

Workspace Security

Object Security

Groups

Object Security

Tab Visibility

Other Settings

Search

Permissions

Permission Name	None	View	Edit	Delete	Add	Edit Sec
Document Error						
Domain						
Entity						
Error Category						
Event Handler						
Field						

Item Overrides




Add Field Choice By Link

All (122) Apply to Selected Save Revert All Close

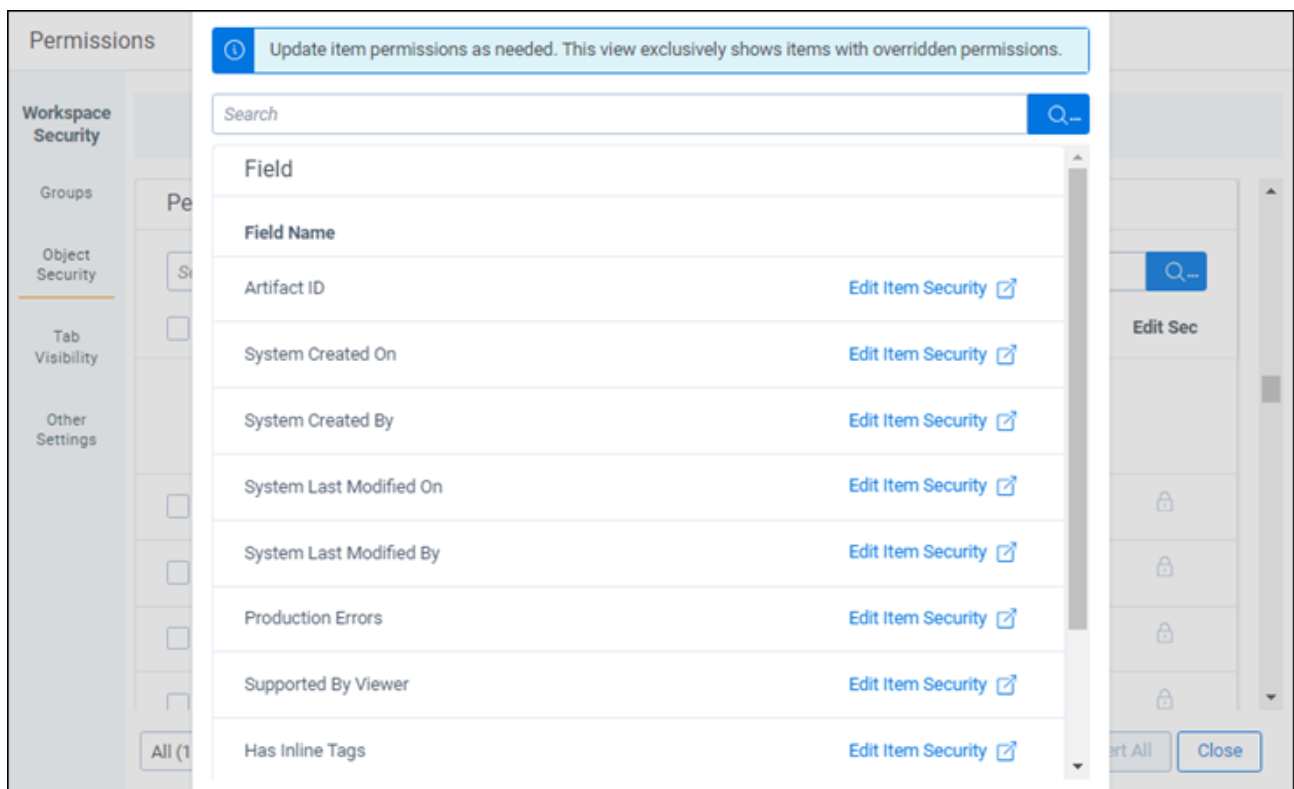
### Object security permission controls

	None	Denies the group members access to the object.
	View	Group members can view the object. This is the most basic level of permissions.
	Edit	Group members can edit and view the object.
	Delete	Group members can delete the object.
	Add	Group members can add new instances of the object.

### Object security permission controls

	Edit security	Group members can edit the security for instances of the object.
	Item Overrides	If item-level security is applied to an object, it is marked with this link. Click the link to customize permissions for the chosen item.
	Toggle	Toggle to give or remove access to the object's sub-features.

## Item overrides view



Update item permissions as needed. This view exclusively shows items with overridden permissions.

Search

Field	Field Name	Action
Artifact ID	Artifact ID	<a href="#">Edit Item Security</a>
System Created On	System Created On	<a href="#">Edit Item Security</a>
System Created By	System Created By	<a href="#">Edit Item Security</a>
System Last Modified On	System Last Modified On	<a href="#">Edit Item Security</a>
System Last Modified By	System Last Modified By	<a href="#">Edit Item Security</a>
Production Errors	Production Errors	<a href="#">Edit Item Security</a>
Supported By Viewer	Supported By Viewer	<a href="#">Edit Item Security</a>
Has Inline Tags	Has Inline Tags	<a href="#">Edit Item Security</a>

Workspace Security

Groups

Object Security

Tab Visibility

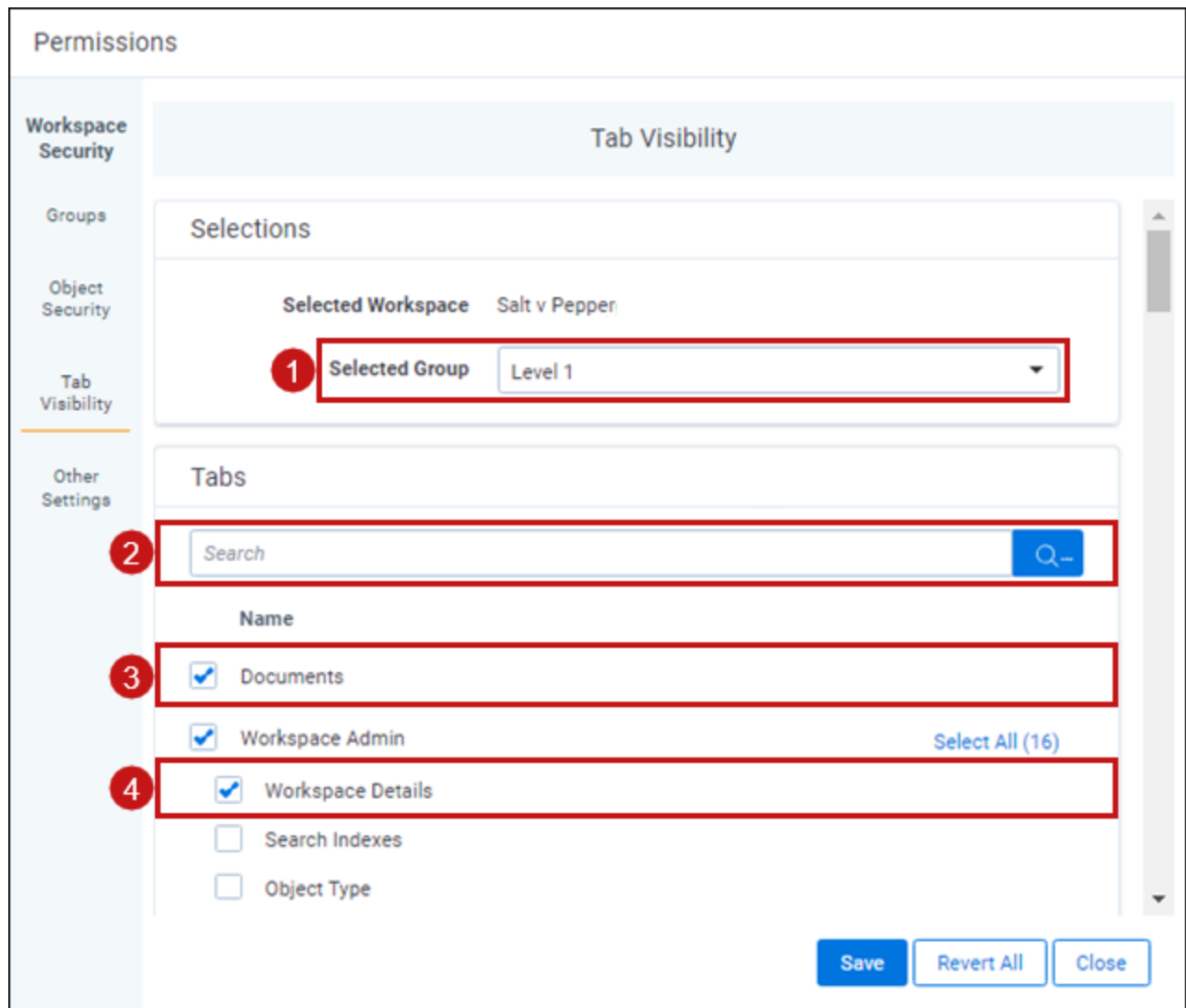
Other Settings

All (1)

Edit Sec

Close

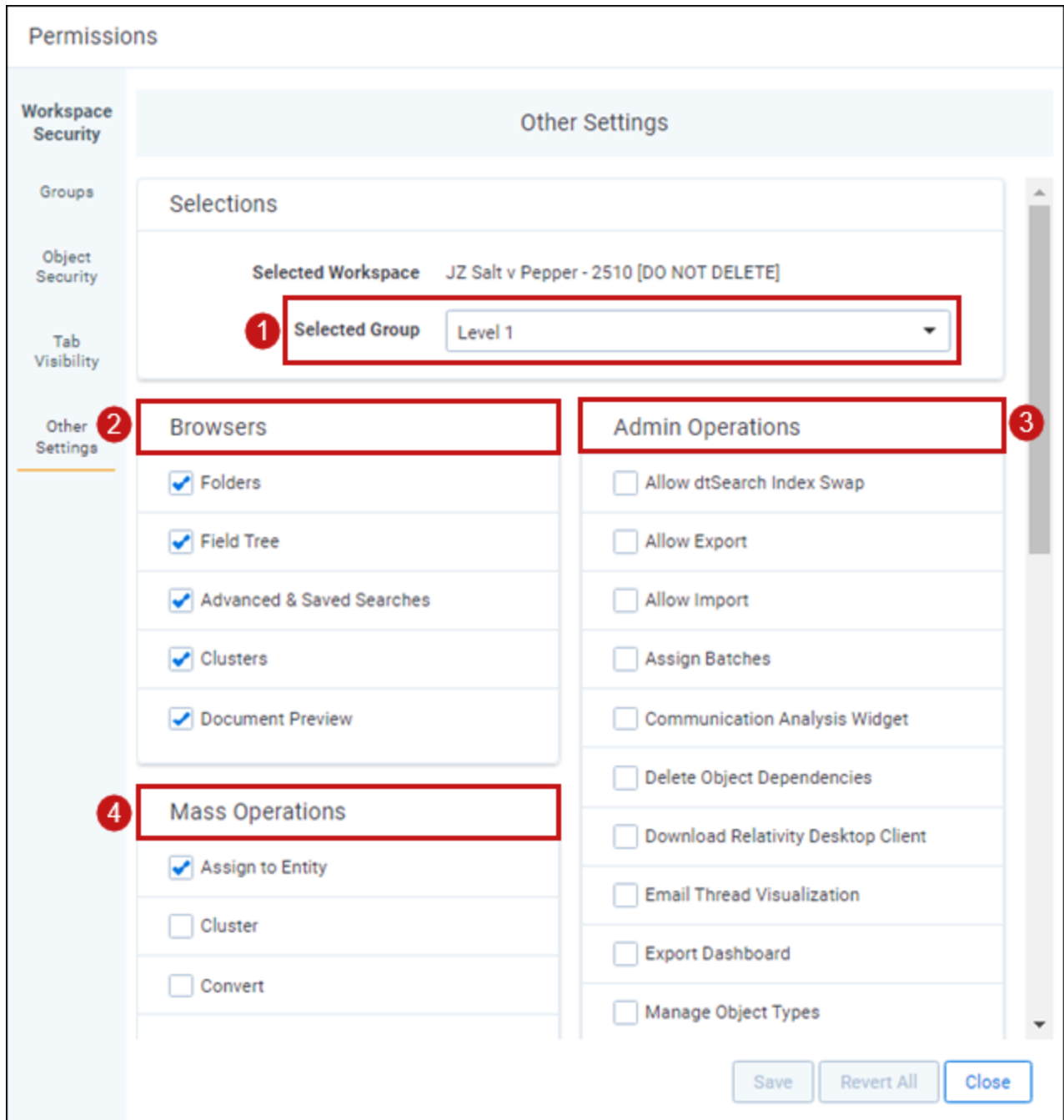
## Tab visibility



### Tab visibility

1	Group drop-down menu	Displays the current group whose permissions you're editing.
2	Search bar	Type the name of the tab you want to make visible for the group.
3	Selected tab	This tab is visible for the group.
4	Child tab	You can select a parent tab for visibility without the child tabs. However, you cannot select a child tab for visibility without its parent.

## Other settings



**Permissions**

**Workspace Security**

**Other Settings**

**Groups**

**Object Security**

**Tab Visibility**

**Other Settings**

**Selections**

**Selected Workspace** JZ Salt v Pepper - 2510 [DO NOT DELETE]

**1** **Selected Group** Level 1

**2** **Browsers**

- ☒ Folders
- ☒ Field Tree
- ☒ Advanced & Saved Searches
- ☒ Clusters
- ☒ Document Preview

**3** **Admin Operations**

- ☐ Allow dtSearch Index Swap
- ☐ Allow Export
- ☐ Allow Import
- ☐ Assign Batches
- ☐ Communication Analysis Widget
- ☐ Delete Object Dependencies
- ☐ Download Relativity Desktop Client
- ☐ Email Thread Visualization
- ☐ Export Dashboard
- ☐ Manage Object Types

**4** **Mass Operations**

- ☒ Assign to Entity
- ☐ Cluster
- ☐ Convert

**Save** **Revert All** **Close**

### Other settings

1	Group drop-down menu	Displays the current group whose permissions you're editing.
---	----------------------	--

Other settings		
2	Browsers	Gives users the ability to view the selected browsers in the documents tab.
3	Mass Operations	Gives users the ability to perform selected mass operations.
4	Admin Operations	Gives users the ability to perform selected admin operations.

## Proprietary Rights

This documentation (“**Documentation**”) and the software to which it relates (“**Software**”) belongs to Relativity ODA LLC and/or Relativity’s third party software vendors. Relativity grants written license agreements which contain restrictions. All parties accessing the Documentation or Software must: respect proprietary rights of Relativity and third parties; comply with your organization’s license agreement, including but not limited to license restrictions on use, copying, modifications, reverse engineering, and derivative products; and refrain from any misuse or misappropriation of this Documentation or Software in whole or in part. The Software and Documentation is protected by the **Copyright Act of 1976**, as amended, and the Software code is protected by the **Illinois Trade Secrets Act**. Violations can involve substantial civil liabilities, exemplary damages, and criminal penalties, including fines and possible imprisonment.

©2024. Relativity ODA LLC. All rights reserved. Relativity® is a registered trademark of Relativity ODA LLC.